

Create/edit forum

On a new Tiki you must first create your forum(s) in this first part. After creation the forum will appear in the second part **Forums** so you can edit them. Here's a picture of this first part followed by a description of each setting you'll find.



Field	Description
Name	The forum name as will be displayed in the forum listing
Description	A description of the forum

Prevent flooding

If enabled then the users won't be able to post consecutive messages without waiting at least the indicated amount of time. This can be used to prevent a user from flooding the forum with messages.

Topics per page

The number of topics that will be displayed in each page when listing the forum topics.

Moderator

A user can be set as the forum moderator, when a user is the moderator he will be granted all the permissions for this forum.

Password protected

Determines if a password is needed to post messages. Note that this is not fully implemented yet and the two options with protection are currently equivalent.

Forum password

Password for the forum if it is set to be password-protected

Default ordering for topics

How the topics will be ordered in the list of forum topics by default. Some options can be ascending or descending. Options are:

Date

Creation date of the topic

Score

Topic's score

Replies

Number of replies
(messages) the topic has

Reads

Number of times the topic
has been read.

Last post

Date of the last post in the
topic (the last message
posted)

Title

Topic's title

Default ordering for
messages (threads)

How will be the messages
for a topic ordered by
default:

Date

Message's date

Score

Message's score

Title

Message's title

Send this forum posts to
this email

You can configure an email address that will receive all the topics and messages posted to the forum. This uses your [Web server's outgoing mail settings](#). The resulting e-mails are *not* in an appropriate format for sending to the forum's inbound e-mail.

Forward messages to this
forum to this e-mail
address

See
[EmailToForumGatewaying.](#)

Originating e-mail address
for mails from this forum

See
[EmailToForumGatewaying.](#)

Add messages from this
email to the forum

See
[EmailToForumGatewaying.](#)

Prune unreplied messages
after

If enabled topics that
donâ€™t have a reply will
be automatically removed
after the amount of time
indicated.

Prune old messages after

If enabled topics and messages will be automatically removed when they are older than the indicated amount of time.

Section




Forums can be organized into sections, you can assign an existing section to a forum, create a new section or don't use a section. When listing forums they will be grouped by section.

This is an incomplete import from 1.6 pdf documentation

Forums

Once a forum is created it displays in **Forums** :



The edit link  can be used to configure forum's settings common to all users. Clicking it will bring the forum's data in **Edit this forum** part (at top). The permissions link  can be used to set-up groups' permissions for the forum.  deletes forum.

Other pages about forums

- [Forum](#)
- ForumDoc
- ForumDev
- ForumSettings
- [EmailToForumGatewaying](#)